



Quarterdeck

APRIL
2019
OUR 88th
YEAR

THE PHILADELPHIA SHIP MODEL SOCIETY.

www.philadelphiahipmodelociety.com

Launched January 7, 1931

PSMS OFFICERS & EXECUTIVE BOARD

President:
Francine Serratore
fserratore@verizon.net

Vice-President:
Fred Signor
fsignor@comcast.net

Secretary:
Joshua Fichmann
fichmann@yahoo.com

Treasurer:
Steve Bulova
bulovastev@msn.com

Historian:
John Oddo
johnmariao.1959@gmail.com

Webmaster:
Joshua Fichmann
fichmann@yahoo.com

Editor:
Ron Spicer
rspicer33@aol.com

Members-at-Large
John Christinzi
Spence Delin
John Esposito
Joe Gudonis
Joe Jordon
Pat Leaf
Jim Macintyre
Tom Mc Ilhinney
John Oddo
Rick Rathgeber
Francine Serratore
Mike Weaver
Jim Wheeler
Todd Wardwell
Mike Zimmerman

Representatives to ISM
Joe Jordon
Pat & Ed Leaf
Tom McElhinney

The 857th meeting of the Philadelphia Ship Model Society (PSMS) was held at the Independence Seaport museum (ISM) on the seventh day of March, 2019. President Francine Serratore called the meeting to order at 19:10 and opened with the Pledge of Allegiance.

Minutes of the Meeting

♥ **SICK CALL** Kathleen Wheeler, Tom Sheridan's wife Sue.

Our condolences to Jim MacIntyre and his family on the passing of his wife Nancy.
Treasurers's report: Steve Bulova, presented the Treasurer's report that was approved as read.
Secretary's minutes were approved as printed in the *Quarterdeck*.

OLD BUSINESS

Northeast Conference: Pat Leaf. Volunteers have been appointed for various duties and a door prize has been obtained. The site for the Friday night dinner is on page 9.
Next year, PSMS will host the conference and Steve Bulova will be Chairman.

Club Outings:

1. **Annapolis Maritime Museum:** Todd has acquired a group rate. The date will be decided at the next meeting
2. **Kalmar Nyckel-** John Bullock- Not present
3. **Camden Ship Museum-** Due to limited parking, Todd recommends car pooling. The museum reopens in 3 weeks.
4. **Navy Museum, Washington D.C.** Because of new security issues, all visitors must be accompanied with authorized active military. Todd suggests the best time for a visit would be during the week
5. **Lakehurst Naval Station.** Mike Zimmerman. No report.

Presentation Committee: Rick Rathgeber & Fred Signor

Upcoming Presentations are: May- SS Normandy- Captain Peter Orvis

June- Lightship Video- Joshua Fichmann. **July-** Meeting at the Philadelphia Coast Guard Base-Todd Wardwell. **September-** Shadow boxes on Queen MaryII.

New Member Committee: Mike Weaver will contact former members via email to encourage their return to the club.

Website update: Webmaster Joshua Fichmann continues to rebuild the site.

Name tags: To order a name tag, contact Spence Delin. sdelin@verizon.net

The Shack: Joe Jordon needs Volunteers. Mike Weaver volunteered over 52 times last year.

Survey: One member handed in the annual membership survey at the meeting. When 15 to 20 are received, the results will be tabulated and published.

San Juan kit: Joshua Fichmann attempted to sell the donated San Juan kit on ebay. Kit returned in poor shape, but refund received.

NEW BUSINESS

Steve Bulova has produced a new membership list of paid members. Francine will visit ISM's Greg Williams to assure that only PAID MEMBERS are receiving free parking. CWO Todd Wardwell reported that the NS Savannah may come to the Philadelphia Navy Reserve Basein. Baltimore wants the area for redevelopment. He also reported that the SS United States may be going to New York to be refurbished as a New York Hotel.

Welcome; to new member **Robert Friedel.**

50/50 winner was Harold Lazar. Adjournment- 21:20




Al Curatolo's family name was misspelled in the last issue.

April Presentation: SCALE ROPE MAKING By Spence Delin

Inspired to make his own rigging line after utilizing high quality silk rope that's no longer available and replaced in the market with cotton or linen line, which has a tendency to fuzz. Ultimately, Spence recommends using polyester line, which can be acquired as fly-tying line which comes in very fine grades suitable for rigging line. Spence built his own rope making machine, utilizing parts from his father's old erector set, that, in his shop, is 19ft. long for an end product of 17ft. Once the line is twisted, he coats it with tan or black Humbrol paint on a rag vs Bees wax, since the wax tends to hide the texture. Spence displayed and operated the machine that was mounted on a wood plank. The presentation was informative and entertaining. Thank you Spence.



Tail stock



Reversible motor for cable laid rope



The Ship Model Shack

The Seaport Museum has chosen PSMS to demonstrate ship modeling to the public. We are one of the few exhibits that can respond when asked a question (one other being the boat shop). To fulfill this responsibility, we need volunteers to sit the shack on weekends. See if you can find the time in your schedule. Take a model, meet the public and share our hobby. Support PSMS.

Contact Joe Jordan:

jjvtown@aol.com

Or sign up on the web:

philadelphiashipmodelsociety.com

THE PHILADELPHIA SHIP MODEL SOCIETY

Launched January 7, 1931

The Philadelphia Ship Model Society (PSMS) meets on the first Thursday of each month at the

Independence Seaport Museum (ISM) at 1900 hours.

ISM is located at Penns Landing,
211 South Columbus Boulevard,
Philadelphia, Pennsylvania 19106.

Guests are always welcome!

PSMS annual dues are \$35.00 for an INDIVIDUAL MEMBERSHIP

\$40.00 for a FAMILY MEMBERSHIP: Includes MEMBER as well as family with children FREE



PSMS SHIRTS & CAPS WITH EMBROIDERED SOCIETY LOGO

LONG SLEEVED POLO SHIRTS NAVY BLUE

Men's sizes small thru 4 XL.

Add \$2.00 for 2XL, \$3.00 for 3XL and \$4.00 for 4 XL

\$35.00

Women's sizes thru 2X.

\$35.00

SHORT SLEEVED POLO SHIRTS, NAVY BLUE

Men's sizes small thru 6XL and tall in XL thru 3X

Women's sizes small thru 3XL

\$28.75

Hat 6 panel wave cap, navy with white trim

\$14.50

FOR ORDERS:

Contact Pat Leaf at pjlebl@comcast.net



Short Sleeved Polo

FORTHCOMING EVENTS

- April 13th-17th **Woods Hole Model Boat Show**
- April 27th **NE Ship Model Conference**
New London, Connecticut
- May 2nd **PSMS Meeting**
Program: SS Normandy
by Captain Peter Orvis
- May 18th, 19th **13th Model Expo** St Michaels, Md
- May 19th **National Maritime Day,**
Baltimore, MD Inner Harbor.
NS Savannah
- June 1st **Pennsville Farm Show**
Saturday 10 am to 3 pm
- June 6th **PSMS Meeting**
Program: Lightships
by Joshua Fichmann
- July 4th **PSMS Meeting** CWO Todd Wardwell
Coast Guard base tour
- August 8th **PSMS Meeting**
PSMS Picnic Date to be determined
- September 5th. **PSMS Meeting**
Program: Shadow boxes on
Queen Mary II
by Mike Zimmerman



The Delaware Valley Chapter meets at The Independence Seaport Museum at Penn's Landing on the Delaware River, Sunday at 2:30 pm. Membership is \$15 for one year. Contact Chapter Chairman Steve Loveless at slloveless1959@gmail.com or 215-495-8889 for



THE SSMA JOURNAL

Become a member of SSMA

Annual dues are \$25.00

All membership applications and renewals should be sent to:

Heinz Ricken
514 Cranford Avenue
Cranford NJ 07016




Fig. 1



Fig. 2

After reading the January issue of the SSMA Journal, I found two articles that were of special interest to me. I went through a process similar to Russ Wick's detailed article on the USS Lexington, building mine as the Saratoga. The Saratoga was originally laid down in 1920 as the Lexington class battle Cruiser CC-3. The hull was incomplete in 1922 when, due to the Washington Naval Treaty, construction was suspended, and she was reordered as aircraft carrier CV-3, commissioned in 1927.




Fig. 3

I built both battlecruiser (Figure 1) and the subsequent aircraft carrier (Figure 2), as static models in 1/350 scale. The carrier was a kit built out of the box, in the 1937 configuration (incidentally the year of my birth), the time of the switchover from biplanes to single wing aircraft (figure 3).

The battlecruiser model was "kit-bashed" as the original battlecruiser design, based on the pictures in *Jane's Battleships of the 20th Century*. I used parts left over from my completed CV-3 kit for the hull, bridge area, etc., parts from a USS Missouri kit (primarily guns and turrets), a teak stained wooden deck, photo etched parts and scratch built funnels. Major parts of construction involved removing the hanger decking replacing part of the carrier bow. The cage masts were made for me by my good friend, and noted author and scratch builder, Ed Leaf.

Part II of Michael's article will appear in the May issue of the Quarterdeck.

Baltimore Harbor National Maritime Day Celebration

on board the NS Savannah and Pier 13,
Canton Marine Terminal



**Sunday, May 19, 2019. National Maritime Day
Celebration and Wreath Laying Ceremony
Celebration of the 200th Anniversary of
SS Savannah's Voyage
Great Steam Extravaganza, a Gathering of
Historic Steam Ships**

NATIONAL MARITIME DAY

In 1933, Congress declared National Maritime Day to recognize the maritime industry. It is observed on May 22, the date in 1819 that the American steamship Savannah set sail from Savannah, Georgia, the first ever transoceanic voyage under steam power. During WWII, more than 250,000 members of the American Merchant Marine served their country with more than 6,700 giving their lives, hundreds being detained as prisoners of war, and more than 800 merchant ships being sunk or damaged. The Merchant Marine was called the fourth arm of defense by President Roosevelt.



SHOW & TELL

TODD WARDWELL



BLUENOSE II from Artesania Latina wish was picked from the trash.

Scale 1/75, 100% complete.

“The difference between Bluenose I and Bluenose II being the inclusion of propeller and life rafts. Not a lot of redeeming qualities of the kit. However, the sails were decent!” Todd augmented the kit with some aftermarket details.

One notable detail he added was scratch building *baggywrinkle detail.

**Baggywrinkle is made from short pieces of yarn cut from old lines that have been taken out of service. A length of “marline” is stretched between two fixed points and the lengths of yarn are attached using a hitch called a “railroad sennit”. This creates a long shaggy fringe which, when the marline is wrapped around a cable, becomes a large hairy cylinder.*

ENZO CURATOLO

U.S. SUBCHASER SC-1

Made from Legos which is now 100% complete with a Lego blue water base. Ordered by Secretary of the Navy Franklin Roosevelt in 1916. Designed by Albert Lorings. Enzo said if he did it again, he would “make it longer”.

Nice presentation Enzo and a great little model. Keep up the good work.



SHOW & TELL continued

MIKE WEAVER

World War II Intelligence Recognition Models. Mike found about 80 lead recognition models and rescued them from the trash. He cleaned the corrosion by using sand and alcoholic a barrel full of nylon brushes. He then sealed them with paint and white glue. Some had to be glued back together. He then assembled them into these two beautiful display battle groups.

Display on the left consists of the Japanese Nacho Class Cruiser, USS Baltimore, USS Baltimore, USS Carrier Midway, USS Cleveland and the Russian Cruiser Zheleziakon.

On the right: USN Destroyer Escort, British Tribal Class Destroyer, HMSQueen Elizabeth Battleship, British Illustrious Class Aircraft Carrier, British Dido Class Cruiser, and British Tribal Class Destroyer.

By the way, Mike Makes his own display cases.



JIM MAC INTYRE



WAVERLY PADDLE STEAMER

31,5 inches long, Scratch built.

Return visit- original plans from Model Shipbuilder magazine from years ago. Held up with wether or not dual paddles should have independent motors, or have them both on one shaft. One shaft was the answer in order to keep them in sync and not wobble if dual are not synchronized. He is looking to make some significant progress on it after it being shelved for 8+ years.

SHOW & TELL continued

ED LEAF



USS CHOCTAW
Scale 1/16. Scratch built/wood.
Civil War River Gunboat
Armored paddle wheels.
River Gunboats had a large impact during the Civil War with service along all rivers. Most were cobbled together with little standardization. However, they carried guns twice as big as land



USS ST. LOUIS
Scale 1/32. Scratch built/wood
Armored center paddle wheel.

FRANCINE SERRATORE



LUPO CLASS FRIGATE
Scale 1/96 Scratch built

Brought in to address the survey feedback about wanting to understand how RC models run. Showed how the deck comes off to gain access to the internal mechanics and discussed the installation and arrangement and parts such as the motors and batteries, and propeller.



SHOW and TELL continued

MIKE ZIMMERMAN



SURCOUF

Scale 1/350

Plastic Hobby Boss Kit / China

French Cruiser Submarine launched in 1929. The largest submarine built at the time. Equipped with a plane, plane hanger and two 8" guns. The plane was to act as a spotter and was stored by removing the wings. When the Nazi's invaded, France sailed the sub to England, which at the time couldn't submerge and was operating on one prop. Served as convoy duty in the Atlantic, then it was sent to the South Pacific where it disappeared enroute. Current theory is that a merchant ship ran over it and it was never found. Michael makes his own glass cases buy ordering the pieces cut to size and then gluing them together and placed on his base.

ISM UPDATE *From Joe Jordon*

The old theatre next to the boat shop has been housing small craft all winter, but will open soon as a place where for traffic on the waterfront can get a beer. The block walls have been replaced with glass doors and windows to reveal a view of the river.



A hint for the shack

When in the shack, please engage anyone passing by. Don't wait for them to see you; they won't unless you are reaching out. Then they will be happy to see what you are doing, and be amazed at your work. The often comment: "that must take so much patience"... My response is "too much patience and you never get it done". Keep the needle in the middle.

Pennsville Historical Society Annual "Farm Day" June 6th

PSMS and N.J. Ship Model Society members display their ship models. Last year, six members of PSMS and 3 members of the New Jersey ship Model Society displayed their models and demonstrated ship model building to the appreciative visitors of families and the young boys and girls, many of whom, are not aware of groups like ours. If you can find the time, join us. Call or email Jim Wheeler if you would like to participate. 215-901-3527 jrwheeler@att.net



Connecticut Marine Model Society presents
The 37th Annual Northeast Joint Clubs

SHIP MODEL CONFERENCE AND SHOW

SATURDAY, APRIL 27, 2019

9:00 AM - 3:00 PM
(Model Setup 8:15 AM)

Port'N Starboard Convention Center,
Ocean Beach Park
98 Neptune Ave.
New London, CT
860-447-3031

Directions at <http://ocean-beach-park.com/contact/>

For Additional Information and Registration forms:

<http://www.ctshipmodels.org>

CONVENTION UPDATE

This years conference is hosted by the Connecticut Marine Model Society. **It's our turn next year**, so please keep that in mind for planning purposes. Although we are the farthest from New London/ Mystic, we have always had the most participation after the host club. We hope to continue that tradition.

Accommodations. Holiday Inn Express, Mystic. 860-572-700
Holiday Inn, New London, 860-443-7000

Table top demonstrations begin at 10:00am and last about an hour and are rather casual, giving time for modelers to visit more than one presentation.


IMPORTANT NOTE FROM PAT LEAF.....

As we have done in past years, we plan to get together on Friday evening for dinner. It's a nice time to relax and have an opportunity to get to know other members outside the structure of the meetings. This year we are meeting at the Latitude 41 restaurant, at 7 P.M. Friday night, 105 Greenmanville Ave., next to the Mystic Seaport Museum. Those of us who stay until Sunday, get together again at the Latitude 41 on Saturday night.

If you plan to go and wish to participate in the Friday night dinner on the 26th and /or the Saturday night dinner on the 27th, PLEASE CALL OR EMAIL PAT so that she knows the count for reservations. Thank you.

Pat Leaf, 609 387-0667
pjlebl@comcast.net

BOOKS



AMERICA'S ANCHOR


A Naval History of the Delaware River and Bay, Cradle of the United States navy

Kennard R. Wiggins, Jr

This Naval History of the Delaware Estuary spans three centuries, from the arrival of Europeans to the end of World War II. The author describes the shipbuilders and infrastructure, and the ships and men who sailed this surprisingly active waterway in peace and in war. From Philadelphia to the Delaware capes, the story of the nascent U.S. Navy and key historical figures emerges. Dozens of historical images and four appendices are included.

Published on January 25, 2019.

Kennard R, Wiggins, Jr., is a retired military officer and author of 5 regional military history books. He lives in Elkton, Maryland



THE WORLD OF THE BATTLESHIP

The Design & Careers of the Capital Ships of the World's Navies 1880 - 1990. Edited by Bruce Taylor

For the first time, this highly original work captures the entire historical, technical, social and cultural panorama of the age of the battleship through the careers of 21 emblematic vessels from the navies of the world. Written by leading specialists for each navy and drawn from archival and published sources, each chapter contains a wealth of new information complimented by the most diverse collection of battleship photographs ever assembled in one volume. It offers new vistas of research and interpretation of what remains the most fascinating expression of a nations seapower.

In this new, beautifully presented book, the editor, naval historian, Bruce Taylor tells the story of the world's battleships featuring over 400 illustrations, many never previously published, together with in depth coverage of a vessel of each of the twenty-one featured navies from 1882 - 1992, which includes full details of the origin, design, structure, organization, career and cultural impact of each ship.



CREATING REALISTIC SET SAILS DEMO AT THE NE CONFERENCE

Connecticut Marine Model Society & MSW/NRG member Ron Neilson, will be demonstrating the techniques he's developed to create realistic-looking (and scaled) set sails. The NRG Quarterly Journal (Winter 2018) published part II of his 3-part build series, "HMS Swan" Diorama" (shown at left). He will show his step-by-step approach with all the necessary tools and art materials. Attendees from last years Conference will be seeing this model once again, but in the context of a detailed demonstration technique for its build.

England: Team to build full sized ship of 7th-Century King Readwald

A GENERAL INTRODUCTION TO SUTTON HOO

In 1939, Mrs Edith Pretty, a landowner at Sutton Hoo, Suffolk, asked archeologist Basil Brown to investigate the largest of several Anglo-Saxon burial mounds on her property. Inside, he made one of the most spectacular archaeology discoveries of all time.

Beneath the mound was the imprint of a 27-meter-long ship. At its center was a ruined burial chamber packed with treasures: Byzantine silverware, sumptuous gold jewelry, a lavash feasting set, and most famously, an ornate iron helmet. Dating to the early AD 600s. This outstanding burial clearly commemorated a leading figure of East Anglia, the local Anglo-Saxon Kingdom. It may even have belonged to a King. It is thought that the ship was hauled to the sight from the sight from the nearby River Deben.


The Sutton Hoo provides remarkable insights into early Anglo-Saxon England. It reveals a place of exquisite craftsmanship and extensive international connections, spanning Europe and beyond. It also shows that the world of great halls, glittering treasures and formidable warriors described in Anglo-Saxon poetry were not a myth.



A team aiming to build the first full-sized replica of the Anglo-Saxon ship buried at Sutton Hoo has unveiled 3D computer-generated models of the vessel. They will be used by The Sutton Hoo Ship's Company to construct a replica of the ship, uncovered in 1939, near Woodbridge, Suffolk. The models were produced by University of Southampton archeologists. Experts are meeting this in Woodbridge to discuss the three-year project to build the 27m-long (90ft) ship.

Notes relating to the 1939 excavation had been destroyed, while complete measurements of the 1967 excavation show the site had been damaged during World War II when it was used for military training.

Dr Julian Whitewright, a maritime archeologist from the University of Southampton, who led the project to produce the computer models, said new software allowed them to work out the weight of the vessel, how many people it carried and the amount of cargo it could transport. "It would have had 40 rowers with longer oars than normal and could take a cargo of six to seven tons. The finished boat will be spectacular. The 18m-keel (60ft) will be made from one oak tree.



Belt buckle



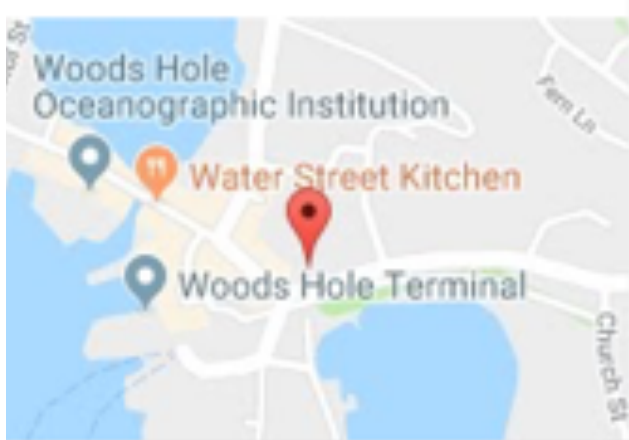
Warriors helmet, kept at the British Museum in London

2019 WOODS HOLE MODEL BOAT SHOW

APRIL 13 to 17, 2019 Woods Hole Massachusetts

This is the tenth time the Museum has held this festive event, and it is rumored to be the last of a good run, so if you have been meaning to attend but have never gotten around to it, be sure to come this year. Tickets, which are good for both days, are \$12 for adults, \$5 for kids, or \$25 maximum for nuclear families.

The boats will be exhibited in six buildings ashore, stretched from the museum's own building and down the length of Water Street, and in two locations on the water. One of these watery sites is a shallow pool created especially for this weekend, where children are invited to sail models they have built themselves. The other water site is Eel Pond, where radio controlled boats will be sailed and raced in easy view from the drawbridge. These events take place almost constantly through the two days of the show.



THE NAUTICAL RESEARCH GUILD

"ADVANCING SHIP MODELING THROUGH RESEARCH"

Annual membership includes our world-renowned quarterly magazine, *Nautical Research Journal*, which features photographs and articles on ship model building, naval architecture, merchant and naval ship construction, maritime trade, nautical and maritime history, nautical archaeology and maritime art.

Other benefits include discounts on annual conferences, ship modeling seminars, NRG products and juried model competitions which are offered exclusively to Guild members. We hope you will consider joining our ongoing celebration of model ships and maritime history.



For more information contact us at: www.thenrg.org or call 585 968 8111



13th Maritime Model Expo May 18 & 19, 2019

Chesapeake Bay Maritime Museum,
St Michaels, Maryland, chmm.org

We are pleased to announce the **13th Chesapeake Bay Maritime Museum Model Expo – Saturday, May 18, and Sunday, May 19, 2019 in St. Michaels, Maryland.**

The model activities will be on the Museum grounds near and in the Steamboat Building.

Throughout the two-day event, in a large 40' x 70' x 12" temporary fresh-water pool, radio-controlled live-steam steamboat models will puff-puff-puff through a buoyed obstacle course, electric boats will glide by, and small sail boats will heel to the breeze.

Impressively large R-C sail boats will race and demonstrate their agility, while large R-C power boats will throw a wake in Fogg's Cove on the Museum's waterfront. On Sunday, CBMM's Model Sailing Club will race five-foot R-C skipjack models along CBMM's Fogg's Cove shore.

In the Steamboat Building, Van Lennep Auditorium, members of the Washington Ship Model Society and other highly acclaimed modelers from throughout the region will show and discuss their carefully researched and crafted vessels and demonstrate building techniques.

Children will have the opportunity to build, paint, decorate, and then sail their own small model in a small pool. For \$3.00 they can select and build a sail boat or rubber-band powerboat assisted by a CBMM Model Guild Member.

On Saturday the two-day event is open to the public with general admission. Admission is free for CBMM members. On Sunday the Museum will celebrate Community Day when the entire 18-acre waterfront campus and 12 exhibit buildings will be open to all free of charge.

Exhibitor registration and admission is free. Admission is free to participant's guest and children. – 8' table and two chairs rental is \$15 outside. 6' tables and chairs are free in the auditorium.

Convenient access for unloading and parking. Models can be stored overnight in the secure Museum building.

For more information,
contact Ed Thieler at
edthieler@yahoo.com



